



' vol. 1 SOFAS AND SEATING SYSTEMS

SOFAS and SEATING ELEMENTS for COMPOSITIONS

Injected flame-retardant polyurethane foam and polyester fiberfill over internal steel frame. Front-back two-leg base is tubular steel with chrome or powder coat finish.

Seat cushions are in goose down over polyurethane foam.

Back, armrest and optional cushions are goose down.

The Gentry collection covers are removable.

NOTES:

- sofas include two armrest cushions, elements with an arm include one armrest cushion
- compositions drawings are of right-facing versions only
- custom compositions: drawing must accompany order

please note: leather covers have top-stitched seams on back and armrests: other fabric versions do not have stitched seams. Back and optional cushions: underside of the covers in leather will be in fabric matching the color of the leather, while in the leather version Z ciré the back of the cushions is perforated.

' vol.1 CANAPÉS ET SYSTÈMES DE SIÈGES

CANAPÉS et ÉLÉMENTS D'ASSISE pour COMPOSITIONS

Mousse ignifugée injectée à froid et fibre polyester avec structure interne en acier. Pieds en pont en tube d'acier chromé ou laqué par poudrage. Les coussins de l'assise sont en plume d'oie avec insert en mousse de polyuréthane. Les coussins du dossier, de l'accoudoir et les coussins en option sont en plume d'oie. La collection Gentry est déhoussable.

NOTES:

- les canapés incluent un coussin pour accoudoir
- tous les dessins des compositions se réfèrent à la version droite
- joindre un dessin pour toute commande de composition non codifiée

avertissement: les revêtements en cuir ont des coutures sur l'envers et sur les accoudoirs tandis que les versions en tissu sont sans coutures. Coussins dossier ou optionnels: dans la version en cuir l'arrière des coussins est en tissu (feutre) assorti à la couleur du cuir choisi, tandis que dans la version en cuir Z ciré l'arrière des coussins est perforé.

Design **Patricia Urquiola** - 2011



Recommended fabric hangers

Liasses de tissus conseillées

- 115-People for Gentry
- 118-Units 1
- 119-Units 2 art.351 art.356
- 120-Units 3 art.338
- 123-Units 4 velours cin cin
- 124-Units 5 velours cin cin

- 121-Elastic Fantastic 1 by Febrik
- Husk
- Pelle Ciré - Leather Ciré Z

Feet colors - Couleurs pieds



natural steel
chrome



black chrome

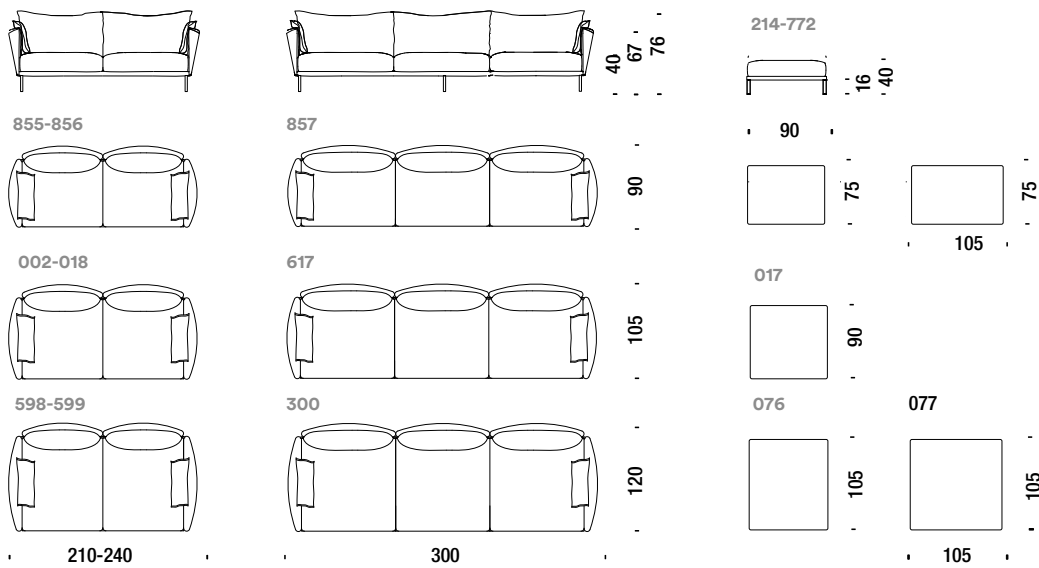


RAL 3009
oxidored

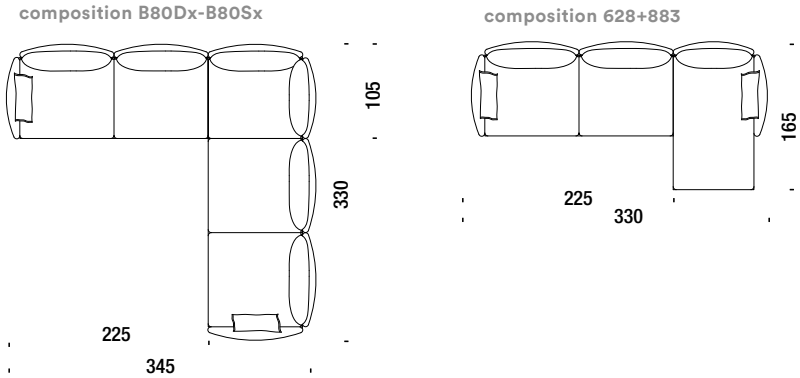


RAL 7016
anthracite

Sofa



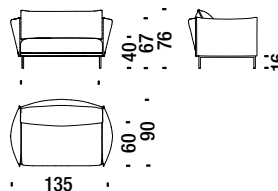
Example of composition



Armchair 135x90

Fauteuil 135x90

■ 9 mt. ★ 15,4 m² □ 1 m³ ● 60 Kg

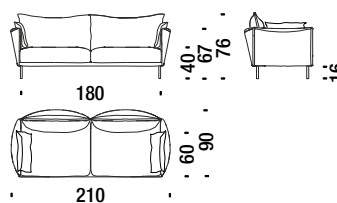


	€	€
H	_____	_____
Q	_____	_____
S	_____	_____
W	_____	_____
Y	_____	_____
T	_____	_____
Z	_____	_____

2 seater sofa 210x90

.....
Canapé 2 places 210x90

 13 mt.
 24,7 m²
 1,5 m³
 87 Kg

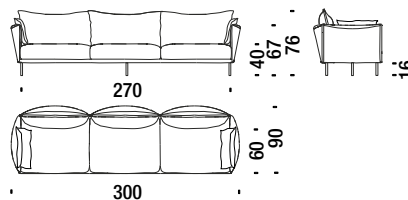


	€	€
H	_____	_____
Q	_____	_____
S	_____	_____
W	_____	_____
Y	_____	_____
T	_____	_____
Z	_____	_____

3 seater sofa 300x90

Canapé 3 places 300x90





■ 16,5 mt. ★ 31,3 m² 📦 2,2 m³ 🧑 110 Kg

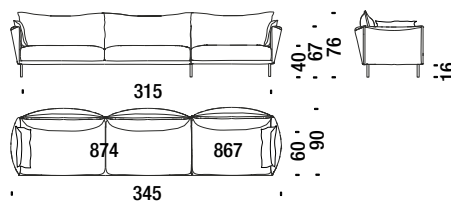


	€	€
H		
Q		
S		
W		
Y		
T		
Z		

Composition C81R or C81L

.....
Composition C81D ou C81G

 18,2 mt.
  35 m²
 2,5 m³
 120 Kg

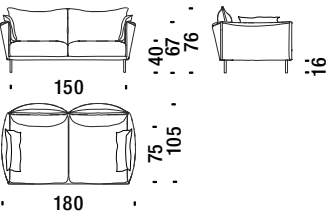


	€	€
H	_____	_____
Q	_____	_____
S	_____	_____
W	_____	_____
Y	_____	_____
T	_____	_____
Z	_____	_____

Sofa 180x105

Canapé 180x105 887

12,8 mt. 24,3 m² 1,4 m³ 88 Kg



€ €

H _____

Q _____

S _____

W _____

Y _____

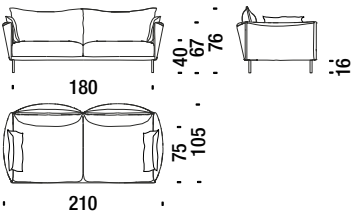
T _____

Z _____

2 seater sofa 210x105

Canapé 2 places 210x105 002

12,8 mt. 24,3 m² 1,7 m³ 91 Kg



€ €

H _____

Q _____

S _____

W _____

Y _____

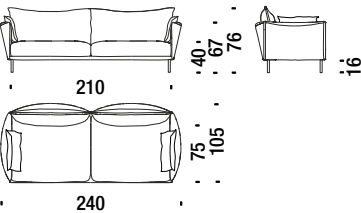
T _____

Z _____

2 seater sofa major 240x105

Canapé 2 places major 240x105 018

13,2 mt. 25 m² 2,1 m³ 106 Kg



€ €

H _____

Q _____

S _____

W _____

Y _____

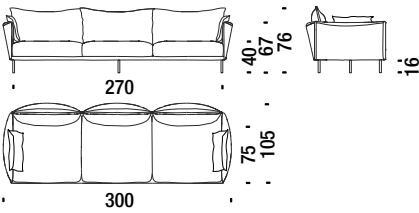
T _____

Z _____

3 seater sofa 300x105

Canapé 3 places 300x105 617

17 mt. 32,3 m² 2,5 m³ 130 Kg



€ €

H _____

Q _____

S _____

W _____

Y _____

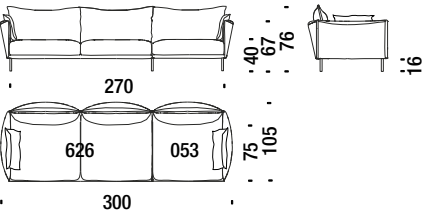
T _____

Z _____

Composition C30R or C30L

Composition C30D ou C30G C30

17,7 mt. 34 m² 2,4 m³ 130 Kg



€ €

H _____

Q _____

S _____

W _____

Y _____

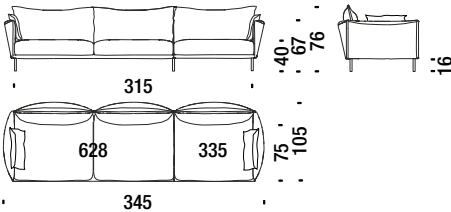
T _____

Z _____

Composition C60R or C60L

Composition C60D ou C60G 672

18 mt. 34,5 m² 2,8 m³ 152 Kg



€ €

H _____

Q _____

S _____

W _____

Y _____

T _____

Z _____

2 seater sofa 210x120

Canapé 2 places 210x120

13,2 mt. 25 m² 1,9 m³ 103 Kg

180

210

40

67

76

90

120

16

H

Q

S

W

Y

T

Z

€

€

2 seater sofa major 240x120

Canapé 2 places major 240x120

13,5 mt. 25,7 m² 2,1 m³ 113 Kg

210

240

40

67

76

90

120

16

H

Q

S

W

Y

T

Z

€

€

3 seater sofa 300x120

Canapé 3 places 300x120

17,6 mt. 33,5 m² 2,7 m³ 130 Kg

270

300

40

67

76

90

120

16

H

Q

S

W

Y

T

Z

€

€

Composition C40R or C40L

Composition C40D ou C40G

17,5 mt. 33 m² 2,7 m³ 120 Kg

270

300

40

67

76

90

120

16

H

Q

S

W

Y

T

Z

€

€

Composition C70R or C70L

Composition C70D ou C70G

19,3 mt. 37 m² 3 m³ 140 Kg

315

345

40

67

76

90

120

16

H

Q

S

W

Y

T

Z

€

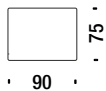
€

115

Stool 90x75

Pouf 90x75 214

2,5 mt. 4,9 m² 0,3 m³ 28 Kg



€ €

H _____

Q _____

S _____

W _____

Y _____

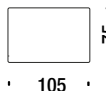
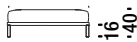
T _____

Z _____

Stool 105x75

Pouf 105x75 772

3,1 mt. 5,5 m² 0,4 m³ 25 Kg



€ €

H _____

Q _____

S _____

W _____

Y _____

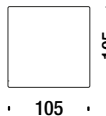
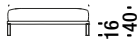
T _____

Z _____

Stool 105x105

Pouf 105x105 077

4 mt. 7,3 m² 0,7 m³ 35 Kg



€ €

H _____

Q _____

S _____

W _____

Y _____

T _____

Z _____

Optional cushion 58x28

Coussin optional 58x28 529

0,7 mt. 1,1 m²



€ €

H _____

Q _____

S _____

W _____

Y _____

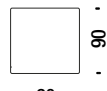
T _____

Z _____

Stool 90x90

Pouf 90x90 017

2,8 mt. 5,2 m² 0,4 m³ 25 Kg



€ €

H _____

Q _____

S _____

W _____

Y _____

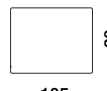
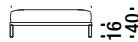
T _____

Z _____

Stool 105x90

Pouf 105x90 076

3,2 mt. 6 m² 0,6 m³ 40 Kg



€ €

H _____

Q _____

S _____

W _____

Y _____

T _____

Z _____

Optional cushion 45x40

Coussin optional 45x40 04K

0,6 mt. 1 m²



€ €

H _____

Q _____

S _____

W _____

Y _____

T _____

Z _____

Optional cushion 58x52

Coussin optional 58x52 531

0,8 mt. 1,2 m²



€ €

H _____

Q _____

S _____

W _____

Y _____

T _____

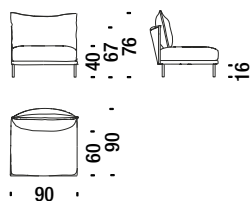
Z _____

1 seater central element 90x90

Elément central 1 place 90x90

858

4,8 mt. ★ 9,1 m² 0,7 m³ 30 Kg



€ €

H _____

Q _____

S _____

W _____

Y _____

T _____

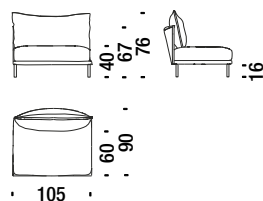
Z _____

1 seater central element 105x90

Elément central 1 place 105x90

859

5,4 mt. ★ 10,2 m² 0,9 m³ 35 Kg



€ €

H _____

Q _____

S _____

W _____

Y _____

T _____

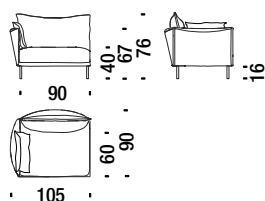
Z _____

1 seater lateral left 105x90

Elément latéral 1 place gauche 105x90

864

6,8 mt. ★ 13 m² 0,8 m³ 45 Kg



€ €

H _____

Q _____

S _____

W _____

Y _____

T _____

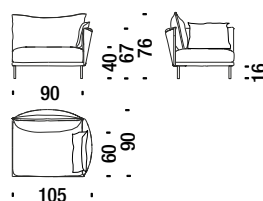
Z _____

1 seater lateral right 105x90

Elément latéral 1 place droit 105x90

865

6,8 mt. ★ 13 m² 0,8 m³ 45 Kg



€ €

H _____

Q _____

S _____

W _____

Y _____

T _____

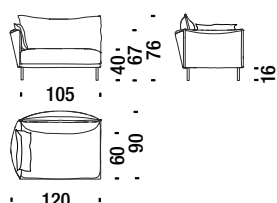
Z _____

1 seater lateral left 120x90

Elément latéral 1 place gauche 120x90

866

7 mt. ★ 13,3 m² 0,9 m³ 40 Kg



€ €

H _____

Q _____

S _____

W _____

Y _____

T _____

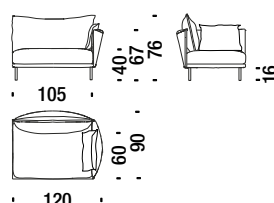
Z _____

1 seater lateral right 120x90

Elément latéral 1 place droit 120x90

867

7 mt. ★ 13,3 m² 0,9 m³ 40 Kg



€ €

H _____

Q _____

S _____

W _____

Y _____

T _____

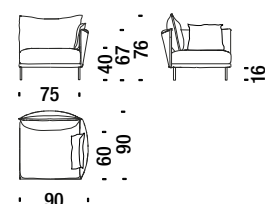
Z _____

1 seater lateral element 90x90

Elément latéral 1 place 90x90

09U

6 mt. ★ 11 m² 0,7 m³ 35 Kg



€ €

H _____

Q _____

S _____

W _____

Y _____

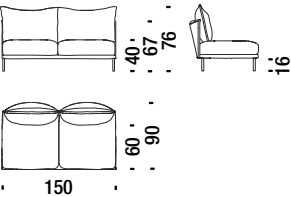
T _____

Z _____

2 seater central element 150x90

Elément 2 places central 150x90 860

8,4 mt. 16 m² 1,1 m³ 50 Kg



€ €

H _____

Q _____

S _____

W _____

Y _____

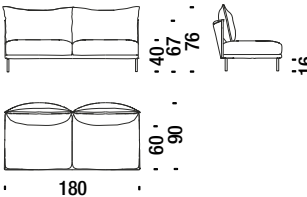
T _____

Z _____

2 seater central element 180x90

Elément 2 places central 180x90 862

8,8 mt. 16,8 m² 1,3 m³ 60 Kg



€ €

H _____

Q _____

S _____

W _____

Y _____

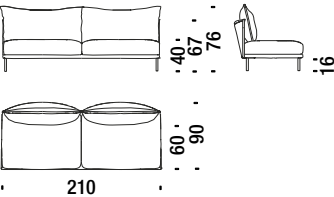
T _____

Z _____

2 seater central element 210x90

Elément 2 places central 210x90 863

9,6 mt. 18,2 m² 1,5 m³ 65 Kg



€ €

H _____

Q _____

S _____

W _____

Y _____

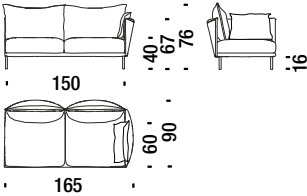
T _____

Z _____

2 seater lateral right 165x90

Elément latéral 2 places droit 165x90 869

11 mt. 21 m² 1,2 m³ 55 Kg



€ €

H _____

Q _____

S _____

W _____

Y _____

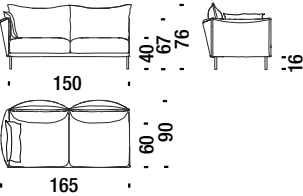
T _____

Z _____

2 seater lateral left 165x90

Elément latéral 2 places gauche 165x90 868

11 mt. 21 m² 1,2 m³ 55 Kg



€ €

H _____

Q _____

S _____

W _____

Y _____

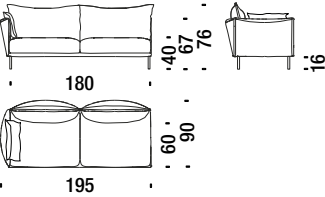
T _____

Z _____

2 seater lateral left 195x90

Elément latéral 2 places gauche 195x90 872

11 mt. 21 m² 1,4 m³ 78 Kg



€ €

H _____

Q _____

S _____

W _____

Y _____

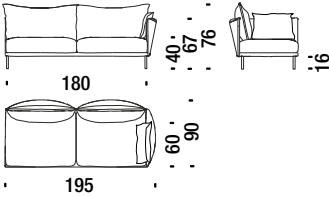
T _____

Z _____

2 seater lateral right 195x90

Elément latéral 2 places droit 195x90 873

11 mt. 21 m² 1,4 m³ 78 Kg



€ €

H _____

Q _____

S _____

W _____

Y _____

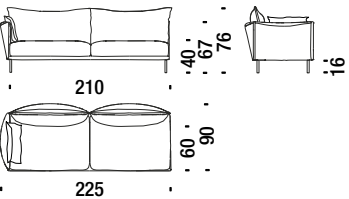
T _____

Z _____

2 seater lateral left 225x90

Elément latéral 2 places gauche 225x90 874

11 mt. 22,5 m² 1,6 m³ 80 Kg



€ €

H _____

Q _____

S _____

W _____

Y _____

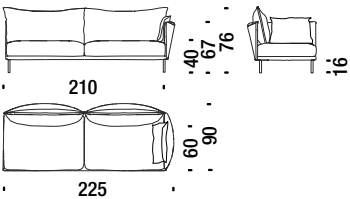
T _____

Z _____

2 seater lateral right 225x90

Elément latéral 2 places droit 225x90 875

11 mt. 22,5 m² 1,6 m³ 80 Kg



€ €

H _____

Q _____

S _____

W _____

Y _____

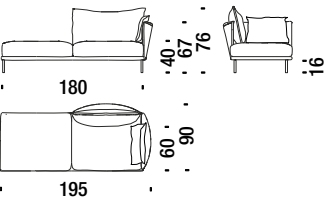
T _____

Z _____

2 seater left peninsula 195x90

Péninsule 2 places gauche 195x90 876

9 mt. 17,1 m² 1,4 m³ 65 Kg



€ €

H _____

Q _____

S _____

W _____

Y _____

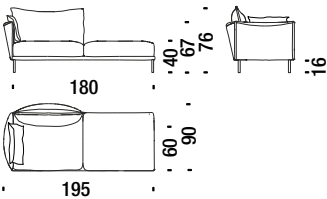
T _____

Z _____

2 seater right peninsula 195x90

Péninsule 2 places droit 195x90 877

9 mt. 17,1 m² 1,4 m³ 65 Kg



€ €

H _____

Q _____

S _____

W _____

Y _____

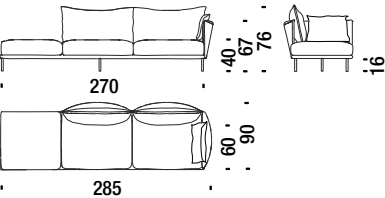
T _____

Z _____

3 seater left peninsula 285x90

Péninsule 3 places gauche 285x90 878

13,5 mt. 25,7 m² 2,1 m³ 95 Kg



€ €

H _____

Q _____

S _____

W _____

Y _____

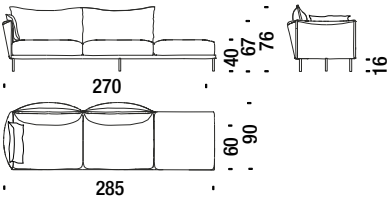
T _____

Z _____

3 seater right peninsula 285x90

Péninsule 3 places droit 285x90 879

13,5 mt. 25,7 m² 2,1 m³ 95 Kg



€ €

H _____

Q _____

S _____

W _____

Y _____

T _____

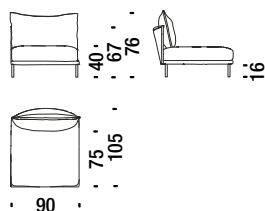
Z _____

1 seater central element 90x105

Elément central 1 place 90x105

395

5 mt. 9,5 m² 0,9 m³ 35 Kg



€ €

H _____

Q _____

S _____

W _____

Y _____

T _____

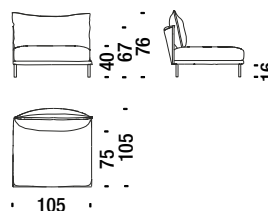
Z _____

1 seater central element 105x105

Elément central 1 place 105x105

011

6 mt. 11,4 m² 0,9 m³ 35 Kg



€ €

H _____

Q _____

S _____

W _____

Y _____

T _____

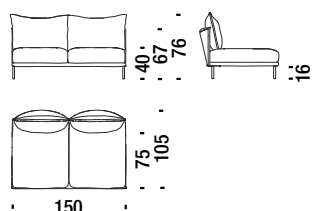
Z _____

2 seater central element 150x105

Elément 2 places central 150x105

861

8,8 mt. 16,8 m² 1,3 m³ 55 Kg



€ €

H _____

Q _____

S _____

W _____

Y _____

T _____

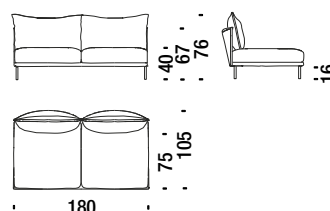
Z _____

2 seater central element 180x105

Elément 2 places central 180x105

397

9,3 mt. 17,6 m² 1,4 m³ 65 Kg



€ €

H _____

Q _____

S _____

W _____

Y _____

T _____

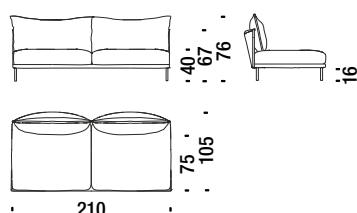
Z _____

2 seater central element 210x105

Elément 2 places central 210x105

398

10,4 mt. 19,8 m² 1,7 m³ 70 Kg



€ €

H _____

Q _____

S _____

W _____

Y _____

T _____

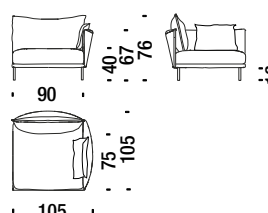
Z _____

1 seater lateral element 105x105

Elément latéral 1 place 105x105

053

7 mt. 13 m² 0,9 m³ 50 Kg



€ €

H _____

Q _____

S _____

W _____

Y _____

T _____

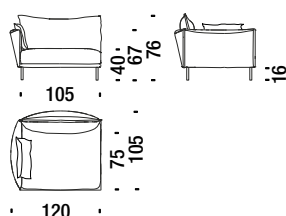
Z _____

1 seater lateral left 120x105

Elément latéral 1 place gauche 120x105

334

7,3 mt. 13,9 m² 1 m³ 59 Kg



€ €

H _____

Q _____

S _____

W _____

Y _____

T _____

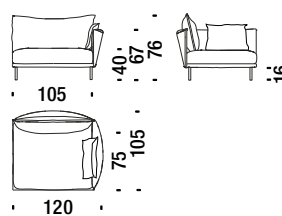
Z _____

1 seater lateral right 120x105

Elément latéral 1 place droit 120x105

335

7,3 mt. 13,9 m² 1 m³ 59 Kg



€ €

H _____

Q _____

S _____

W _____

Y _____

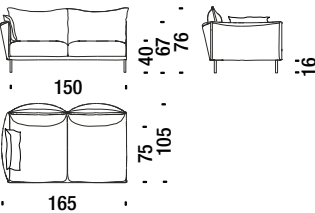
T _____

Z _____

2 seater lateral left 165x105

Elément latéral 2 places gauche 165x105 870

11 mt. 21 m² 1,4 m³ 60 Kg



€ €

H _____

Q _____

S _____

W _____

Y _____

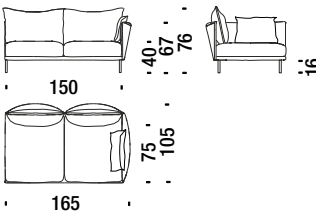
T _____

Z _____

2 seater lateral right 165x105

Elément latéral 2 places droit 165x105 871

11 mt. 21 m² 1,4 m³ 60 Kg



€ €

H _____

Q _____

S _____

W _____

Y _____

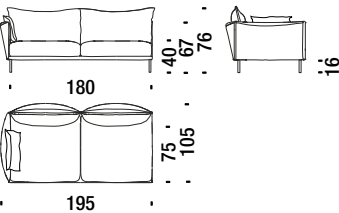
T _____

Z _____

2 seater lateral left 195x105

Elément latéral 2 places gauche 195x105 626

11,8 mt. 22,5 m² 1,5 m³ 70 Kg



€ €

H _____

Q _____

S _____

W _____

Y _____

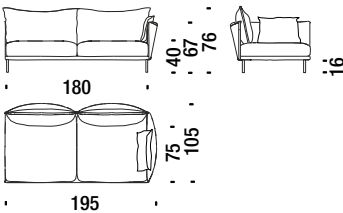
T _____

Z _____

2 seater lateral right 195x105

Elément latéral 2 places droit 195x105 627

11,8 mt. 22,5 m² 1,5 m³ 70 Kg



€ €

H _____

Q _____

S _____

W _____

Y _____

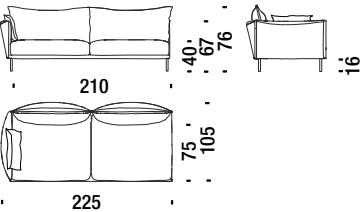
T _____

Z _____

2 seater lateral left 225x105

Elément latéral 2 places gauche 225x105 628

12,4 mt. 23,6 m² 1,8 m³ 93 Kg



€ €

H _____

Q _____

S _____

W _____

Y _____

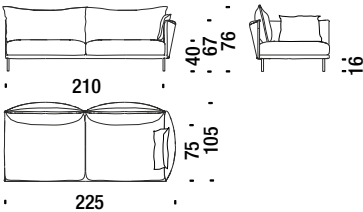
T _____

Z _____

2 seater lateral right 225x105

Elément latéral 2 places droit 225x105 629

12,4 mt. 23,6 m² 1,8 m³ 93 Kg



€ €

H _____

Q _____

S _____

W _____

Y _____

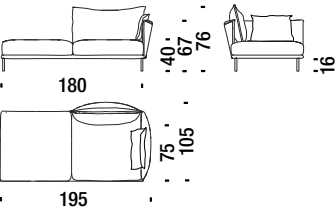
T _____

Z _____

2 seater left peninsula 195x105

Péninsule 2 places gauche 195x105 674

9,6 mt. 18,2 m² 1,4 m³ 65 Kg



€ €

H _____

Q _____

S _____

W _____

Y _____

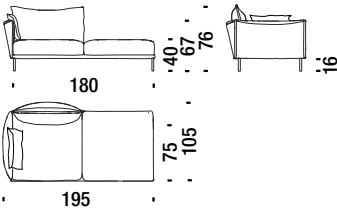
T _____

Z _____

2 seater right peninsula 195x105

Péninsule 2 places droit 195x105 675

9,6 mt. 18,2 m² 1,4 m³ 65 Kg



€ €

H _____

Q _____

S _____

W _____

Y _____

T _____

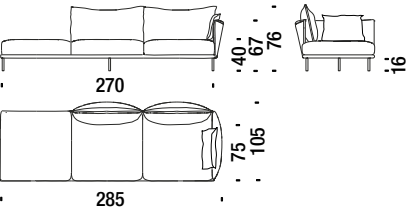
Z _____

3 seater left peninsula 285x105

Péninsule 3 places gauche 285x105

676

14 mt. 26,6 m² 2,5 m³ 100 Kg



€ €

H _____

Q _____

S _____

W _____

Y _____

T _____

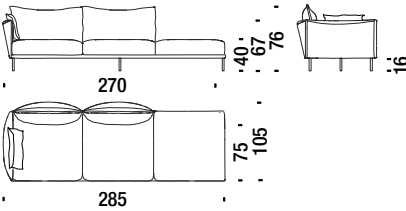
Z _____

3 seater right peninsula 285x105

Péninsule 3 places droit 285x105

677

14 mt. 26,6 m² 2,5 m³ 100 Kg



€ €

H _____

Q _____

S _____

W _____

Y _____

T _____

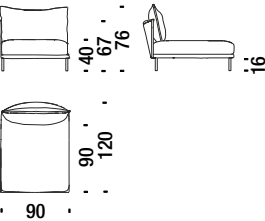
Z _____

1 seater central element 90x120

Élément central 1 place 90x120

331

5 mt. 9,5 m² 1 m³ 40 Kg



€ €

H _____

Q _____

S _____

W _____

Y _____

T _____

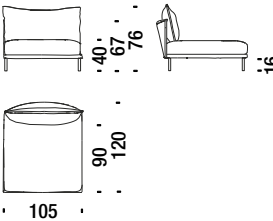
Z _____

1 seater central element 105x120

Élément central 1 place 105x120

396

6 mt. 11,4 m² 1 m³ 40 Kg



€ €

H _____

Q _____

S _____

W _____

Y _____

T _____

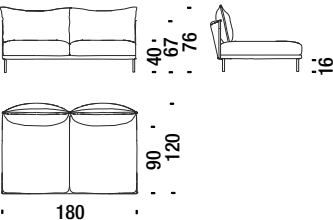
Z _____

2 seater central element 180x120

Élément 2 places central 180x120

391

9,1 mt. 17,3 m² 1,6 m³ 70 Kg



€ €

H _____

Q _____

S _____

W _____

Y _____

T _____

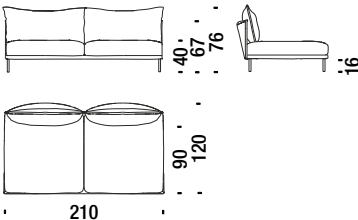
Z _____

2 seater central element 210x120

Élément 2 places central 210x120

399

11 mt. 20,6 m² 1,8 m³ 75 Kg



€ €

H _____

Q _____

S _____

W _____

Y _____

T _____

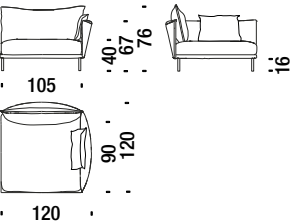
Z _____

1 seater lateral element 120x120

Élément latéral 1 place 120x120

052

7 mt. 13 m² 1,1 m³ 50 Kg



€ €

H _____

Q _____

S _____

W _____

Y _____

T _____

Z _____

1 seater lateral left 105x120

Elément latéral 1 place gauche 105x120

388

7,3 mt.

13,9 m²

1 m³

45 Kg

€

€

H

Q

S

W

Y

T

Z

1 seater lateral right 105x120

Elément latéral 1 place droit 105x120

387

7,3 mt.

13,9 m²

1 m³

45 Kg

€

€

H

Q

S

W

Y

T

Z

2 seater lateral left 195x120

Elément latéral 2 places gauche 195x120

646

12,1 mt.

23 m²

1,7 m³

75 Kg

€

€

H

Q

S

W

Y

T

Z

2 seater lateral right 195x120

Elément latéral 2 places droit 195x120

647

12,1 mt.

23 m²

1,7 m³

75 Kg

€

€

H

Q

S

W

Y

T

Z

2 seater lateral left 225x120

Elément latéral 2 places gauche 225x120

648

12 mt.

23 m²

1,9 m³

90 Kg

€

€

H

Q

S

W

Y

T

Z

2 seater lateral right 225x120

Elément latéral 2 places droit 225x120

649

12 mt.

23 m²

1,9 m³

90 Kg

€

€

H

Q

S

W

Y

T

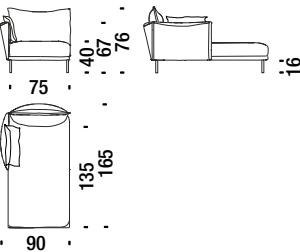
Z

123

Chaise Longue left 90x165

Chaise Longue gauche 90x165 880

7,7 mt. 14,7 m² 1,2 m³ 65 Kg



€ €

H _____

Q _____

S _____

W _____

Y _____

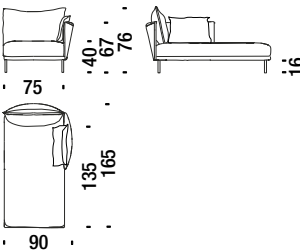
T _____

Z _____

Chaise Longue right 90x165

Chaise Longue droit 90x165 881

7,7 mt. 14,7 m² 1,2 m³ 65 Kg



€ €

H _____

Q _____

S _____

W _____

Y _____

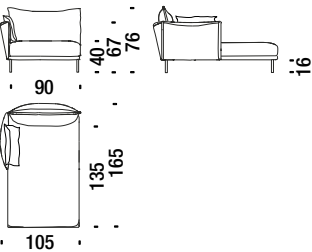
T _____

Z _____

Chaise Longue left 105x165

Chaise Longue gauche 105x165 882

8 mt. 15,2 m² 1,4 m³ 70 Kg



€ €

H _____

Q _____

S _____

W _____

Y _____

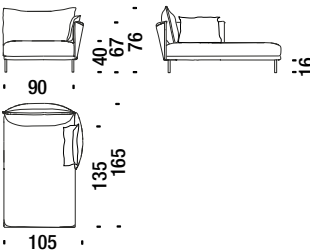
T _____

Z _____

Chaise Longue right 105x165

Chaise Longue droit 105x165 883

8 mt. 15,2 m² 1,4 m³ 70 Kg



€ €

H _____

Q _____

S _____

W _____

Y _____

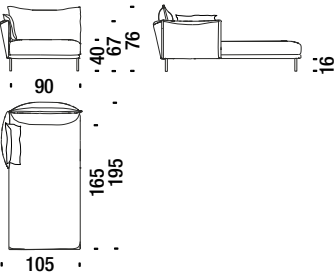
T _____

Z _____

Chaise Longue left 105x195

Chaise Longue gauche 105x195 0D4

8,8 mt. 16,8 m² 1,7 m³ 85 Kg



€ €

H _____

Q _____

S _____

W _____

Y _____

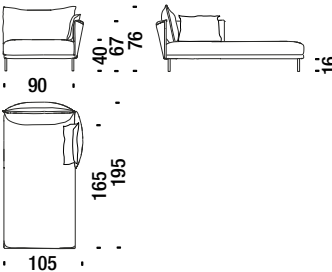
T _____

Z _____

Chaise Longue right 105x195

Chaise Longue droit 105x195 0D3

8,8 mt. 16,8 m² 1,7 m³ 85 Kg



€ €

H _____

Q _____

S _____

W _____

Y _____

T _____

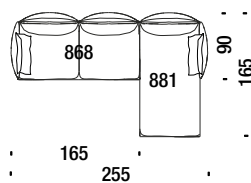
Z _____

Composition C21R or C21L

Composition C21D ou C21G

C21

17,3 mt. ★ 32 m² □ 2,4 m³ 🧑 130 Kg



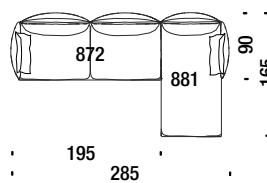
€ €
H _____
Q _____
S _____
W _____
Y _____
T _____
Z _____

Composition C31R or C31L

Composition C31D ou C31G

C31

18,6 mt. ★ 35,3 m² □ 2,6 m³ 🧑 143 Kg



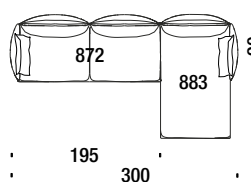
€ €
H _____
Q _____
S _____
W _____
Y _____
T _____
Z _____

Composition C11R or C11L

Composition C11D ou C11G

C11

17,3 mt. ★ 32 m² □ 2,8 m³ 🧑 148 Kg



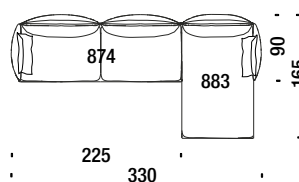
€ €
H _____
Q _____
S _____
W _____
Y _____
T _____
Z _____

Composition C51R or C51L

Composition C51D ou C51G

C51

17,3 mt. ★ 32 m² □ 3 m³ 🧑 160 Kg



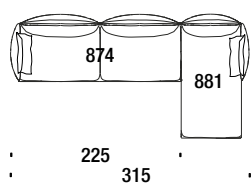
€ €
H _____
Q _____
S _____
W _____
Y _____
T _____
Z _____

Composition C41R or C41L

Composition C41D ou C41G

C41

17,3 mt. ★ 32 m² □ 2,8 m³ 🧑 155 Kg



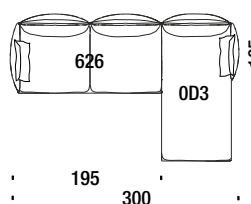
€ €
H _____
Q _____
S _____
W _____
Y _____
T _____
Z _____

Composition C10R or C10L

Composition C10D ou C10G

C10

18,6 mt. ★ 35,3 m² □ 3,2 m³ 🧑 155 Kg



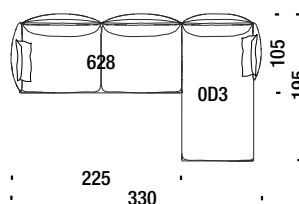
€ €
H _____
Q _____
S _____
W _____
Y _____
T _____
Z _____

Composition C20R or C20L

Composition C20D ou C20G

C20

18,2 mt. ★ 35 m² □ 3,5 m³ 🧑 170 Kg



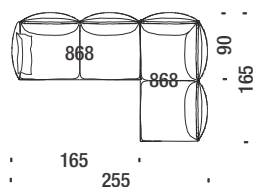
€ €
H _____
Q _____
S _____
W _____
Y _____
T _____
Z _____

Composition A11R or A11L

Composition A11D ou A11G

A11

20 mt. ★ 38 m² 2,7 m³ 120 Kg



€ €

H _____

Q _____

S _____

W _____

Y _____

T _____

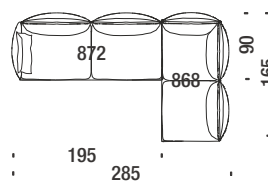
Z _____

Composition A21R or A21L

Composition A21D ou A21G

A21

21,8 mt. ★ 41,4 m² 2,6 m³ 120 Kg



€ €

H _____

Q _____

S _____

W _____

Y _____

T _____

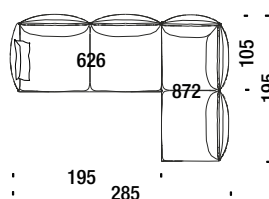
Z _____

Composition A31R or A31L

Composition A31D ou A31G

A31

21,8 mt. ★ 41,4 m² 2,8 m³ 130 Kg



€ €

H _____

Q _____

S _____

W _____

Y _____

T _____

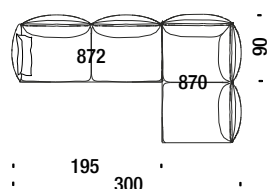
Z _____

Composition A41R or A41L

Composition A41D ou A41G

A41

21,8 mt. ★ 41,4 m² 2,8 m³ 125 Kg



€ €

H _____

Q _____

S _____

W _____

Y _____

T _____

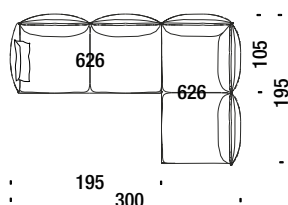
Z _____

Composition A10R or A10L

Composition A10D ou A10G

A10

22 mt. ★ 42 m² 3 m³ 140 Kg



€ €

H _____

Q _____

S _____

W _____

Y _____

T _____

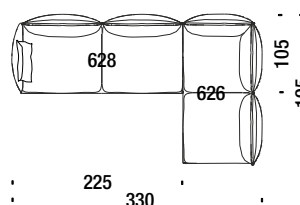
Z _____

Composition A20R or A20L

Composition A20D ou A20G

A20

22 mt. ★ 42 m² 3,3 m³ 155 Kg



€ €

H _____

Q _____

S _____

W _____

Y _____

T _____

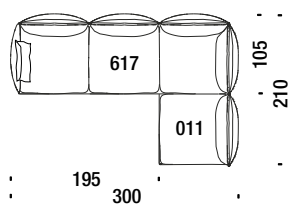
Z _____

Composition A30R or A30L

Composition A30D ou A30G

A30

22 mt. ★ 42 m² 3,4 m³ 155 Kg



€ €

H _____

Q _____

S _____

W _____

Y _____

T _____

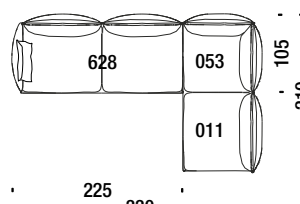
Z _____

Composition A40R or A40L

Composition A40D ou A40G

A40

24,5 mt. ★ 46,6 m² 3,6 m³ 160 Kg



€ €

H _____

Q _____

S _____

W _____

Y _____

T _____

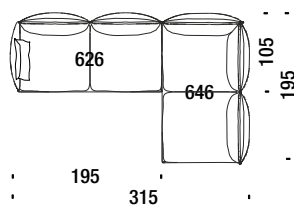
Z _____

Composition B10R or B10L

Composition B10D ou B10G

B10

23 mt. ★ 43,7 m² □ 3,2 m³ 🧑 145 Kg



€ €

H _____

Q _____

S _____

W _____

Y _____

T _____

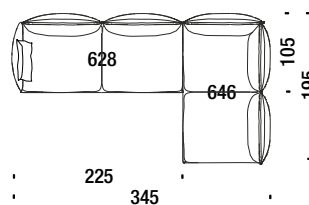
Z _____

Composition B20R or B20L

Composition B20D ou B20G

B20

23 mt. ★ 43,7 m² □ 3,4 m³ 🧑 155 Kg



€ €

H _____

Q _____

S _____

W _____

Y _____

T _____

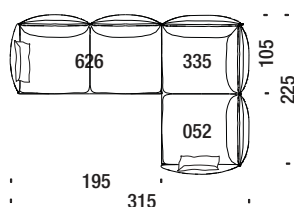
Z _____

Composition B30R or B30L

Composition B30D ou B30G

B30

25 mt. ★ 47,5 m² □ 3,6 m³ 🧑 165 Kg



€ €

H _____

Q _____

S _____

W _____

Y _____

T _____

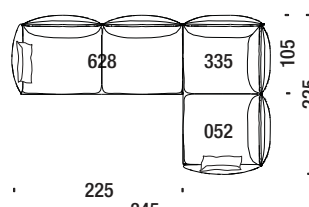
Z _____

Composition B40R or B40L

Composition B40D ou B40G

B40

25 mt. ★ 47,5 m² □ 3,9 m³ 🧑 180 Kg



€ €

H _____

Q _____

S _____

W _____

Y _____

T _____

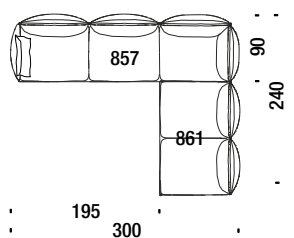
Z _____

Composition A51R or A51L

Composition A51D ou A51G

A51

26,3 mt. ★ 50 m² □ 3,5 m³ 🧑 165 Kg



€ €

H _____

Q _____

S _____

W _____

Y _____

T _____

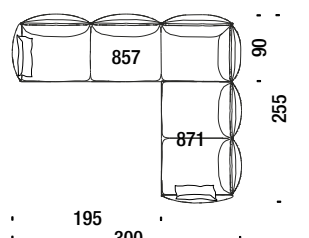
Z _____

Composition A61R or A61L

Composition A61D ou A61G

A61

27 mt. ★ 51,3 m² □ 3,6 m³ 🧑 170 Kg



€ €

H _____

Q _____

S _____

W _____

Y _____

T _____

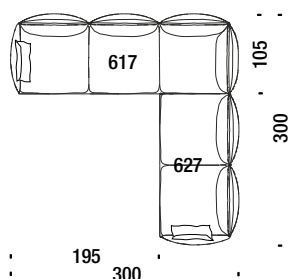
Z _____

Composition A50R or A50L

Composition A50D ou A50G

A50

28 mt. ★ 53,2 m² □ 4 m³ 🧑 190 Kg



€ €

H _____

Q _____

S _____

W _____

Y _____

T _____

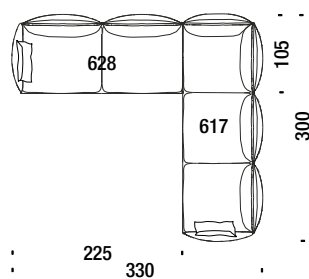
Z _____

Composition A60R or A60L

Composition A60D ou A60G

A60

28 mt. ★ 53,2 m² □ 4,3 m³ 🧑 222 Kg



€ €

H _____

Q _____

S _____

W _____

Y _____

T _____

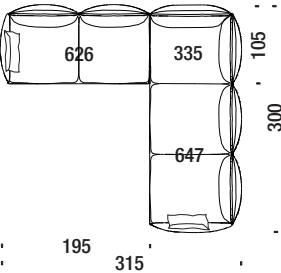
Z _____

Composition B50R or B50L

Composition B50D ou B50G

B50

30 mt. 57 m² 4,2 m³ 190 Kg



€ €

H _____

Q _____

S _____

W _____

Y _____

T _____

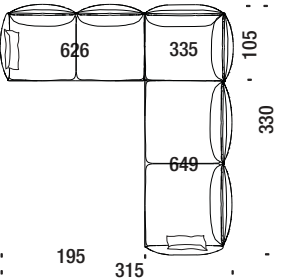
Z _____

Composition B70R or B70L

Composition B70D ou B70G

B70

30 mt. 57 m² 4,5 m³ 205 Kg



€ €

H _____

Q _____

S _____

W _____

Y _____

T _____

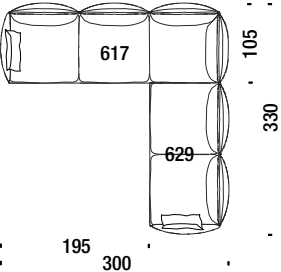
Z _____

Composition A70R or A70L

Composition A70D ou A70G

A70

28 mt. 53,2 m² 4,3 m³ 205 Kg



€ €

H _____

Q _____

S _____

W _____

Y _____

T _____

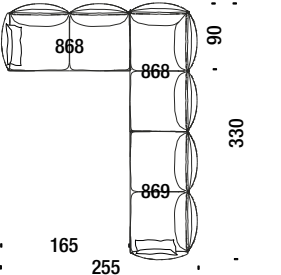
Z _____

Composition A71R or A71L

Composition A71D ou A71G

A71

31,5 mt. 60 m² 3,6 m³ 165 Kg



€ €

H _____

Q _____

S _____

W _____

Y _____

T _____

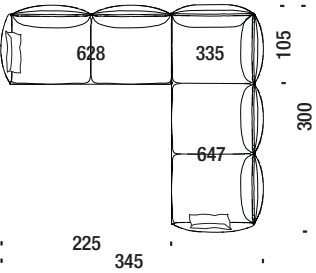
Z _____

Composition B60R or B60L

Composition B60D ou B60G

B60

30 mt. 57 m² 4,5 m³ 205 Kg



€ €

H _____

Q _____

S _____

W _____

Y _____

T _____

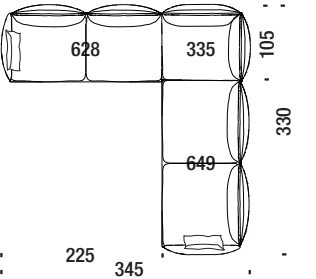
Z _____

Composition B80R or B80L

Composition B80D ou B80G

B80

30 mt. 57 m² 4,7 m³ 220 Kg



€ €

H _____

Q _____

S _____

W _____

Y _____

T _____

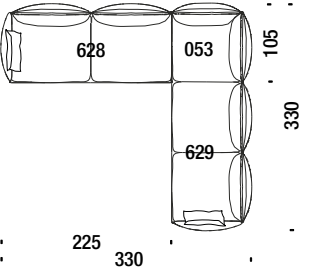
Z _____

Composition A80R or A80L

Composition A80D ou A80G

A80

28 mt. 53,2 m² 4,5 m³ 210 Kg



€ €

H _____

Q _____

S _____

W _____

Y _____

T _____

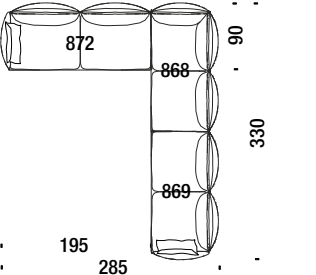
Z _____

Composition A81R or A81L

Composition A81D ou A81G

A81

31,5 mt. 60 m² 3,8 m³ 175 Kg



€ €

H _____

Q _____

S _____

W _____

Y _____

T _____

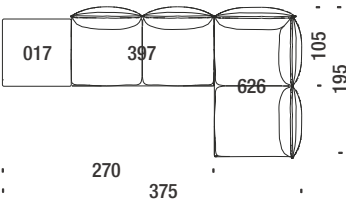
Z _____

Composition A90R or A90L

Composition A90D ou A90G

A90

22 mt. 42 m² 3,5 m³ 165 Kg



€ €

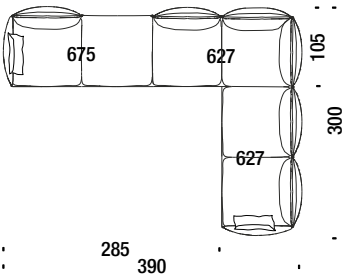
H
Q
S
W
Y
T
Z

Composition B90R or B90L

Composition B90D ou B90G

B90

34,1 mt. 65 m² 4,4 m³ 205 Kg



€ €

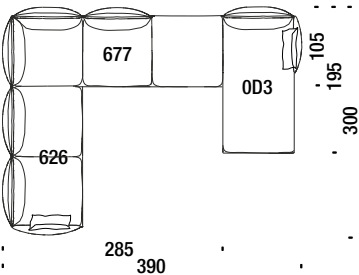
H
Q
S
W
Y
T
Z

Composition C50R or C50L

Composition C50D ou C50G

C50

36,1 mt. 66,2 m² 5,7 m³ 255 Kg



€ €

H
Q
S
W
Y
T
Z